

VAT INCREASE TO 17.5%  
Instructions For RSG Customers  
Increase Date 1<sup>st</sup> January 2010

These instructions will guide you the steps required to amend the VAT rate from the current 15.00% to the new rate 17.50% to be applied from 1st January 2010.

The Vat change should be applied sometime from the end of business on the 31st December and the start of business on the 1st of January. It is not possible to preset the changes or backtrack once sales have been processed at the old rate.

We anticipate that Thursday 31st and Monday 4th January could potentially be a very busy period for our support team. In order to reduce the potential delay in responding to your support call, I would ask ALL customers to view the instructions prior to the changeover date and ensure you are familiar with the instructions.

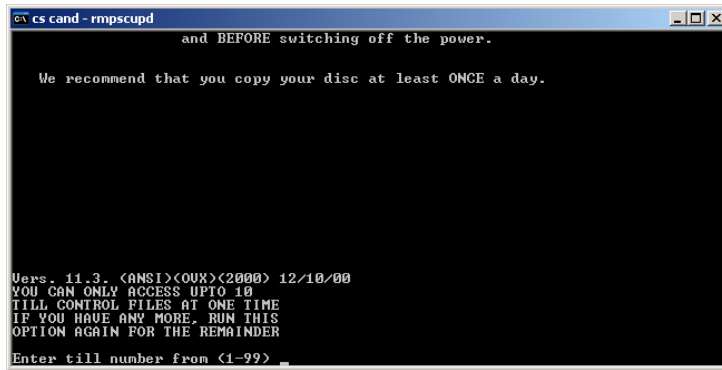
If you have any queries regarding the changing of Vat on your tills, please contact the support number below.

Support calls on 1st January will be handled by the RSG Support team after the bank holiday.

Tel: 0844 880 5611  
Mike Evans  
RSG Support  
15<sup>th</sup> October 2009

## Rmpsales Vat Changes

1. Get to RSG prompt
2. Type in RMPSCUPD
3. Enter 1 and Enter

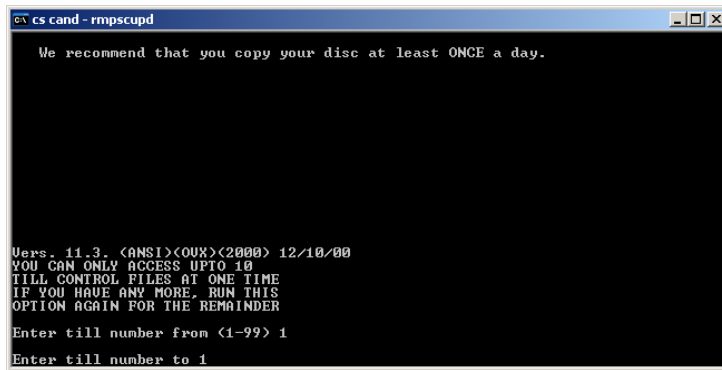


```
cs cand - rmpscupd
and BEFORE switching off the power.

We recommend that you copy your disc at least ONCE a day.

Vers. 11.3. (ANSI)(OVR)(2000) 12/10/00
YOU CAN ONLY ACCESS UPTO 10
TILL CONTROL FILES AT ONE TIME
IF YOU HAVE ANY MORE, RUN THIS
OPTION AGAIN FOR THE REMAINDER
Enter till number from (1-99) _
```

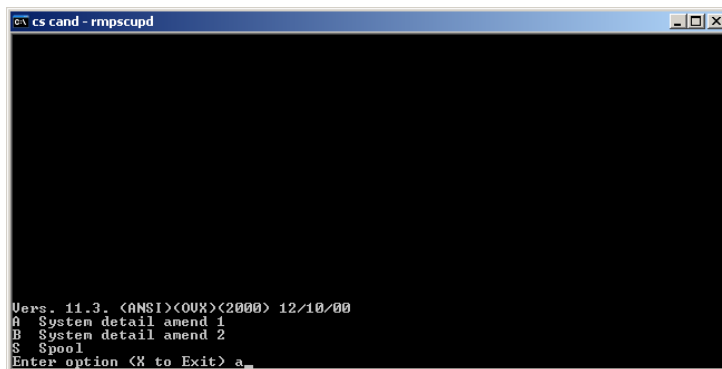
4. Enter 1 and Enter



```
cs cand - rmpscupd
We recommend that you copy your disc at least ONCE a day.

Vers. 11.3. (ANSI)(OVR)(2000) 12/10/00
YOU CAN ONLY ACCESS UPTO 10
TILL CONTROL FILES AT ONE TIME
IF YOU HAVE ANY MORE, RUN THIS
OPTION AGAIN FOR THE REMAINDER
Enter till number from (1-99) 1
Enter till number to 1
```

5. Option A System Detail Amend 1



```
cs cand - rmpscupd
Vers. 11.3. (ANSI)(OVR)(2000) 12/10/00
A System detail amend 1
B System detail amend 2
S Spool
Enter option (X to Exit) a_
```

## 6. Option B VAT Rates

```
cs cand - rmpscup

Vers. 11.3. <ANSI><OXY><2000> 12/10/00
*** CONTROL MENU ***
A Assistants      H Discount Analysis
B VAT Rates      I Print Address
C Password       J Print Branch No
D Payment Types  K Overall Discount
E Thank-you msg
F Pron Message
G Max item/pay   N Rear Display Mess
Enter option <X to Exit> b_
```

## 7. Press Enter so 1 is displayed

```
@C:\WINDOWS\system32\shell3

U.A.T.      %
0           0.00
1           15.00
2           0.00
3           0.00
4           0.00
5           0.00
6           0.00
7           0.00
8           0.00
9           0.00

VAT % 0 <ENTER to leave>
VAT % 1 <ENTER to leave> _

Version 10.3. <ANSI><DOS> 28/09/98
```

## 8. Type in 17.5 to change VAT Rate

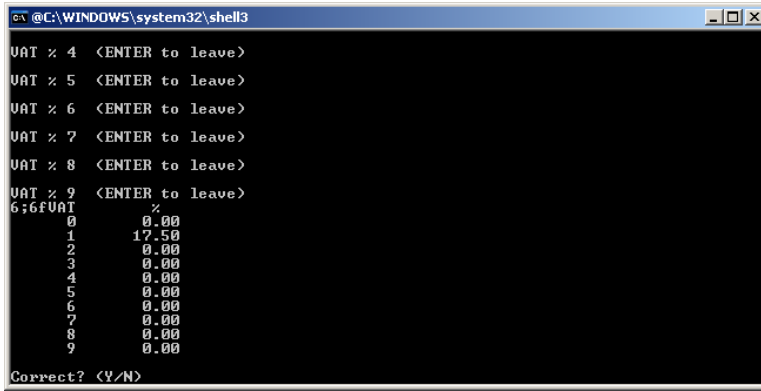
```
@C:\WINDOWS\system32\shell3

U.A.T.      %
0           0.00
1           15.00
2           0.00
3           0.00
4           0.00
5           0.00
6           0.00
7           0.00
8           0.00
9           0.00

VAT % 0 <ENTER to leave>
VAT % 1 <ENTER to leave> 17.50
1           17.50

VAT % 2 <ENTER to leave> _
Version 10.3. <ANSI><DOS> 28/09/98
```

9. Press enter until Correct Y/N



```
@C:\WINDOWS\system32\shell3
UAT % 4 <ENTER> to leave>
UAT % 5 <ENTER> to leave>
UAT % 6 <ENTER> to leave>
UAT % 7 <ENTER> to leave>
UAT % 8 <ENTER> to leave>
UAT % 9 <ENTER> to leave>
6;6FUAT %
0 0.00
1 17.50
2 0.00
3 0.00
4 0.00
5 0.00
6 0.00
7 0.00
8 0.00
9 0.00
Correct? <Y/N>
```

Press Y to confirm the change.